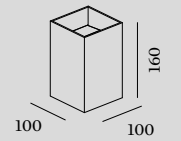




BOX








WALL SURFACE



4.0 LED

2x LED PCB 5W | phase-cut dim
220-240VAC | 50-60Hz
aluminium powder coated
brushed wet painted

IP20 SDCM3 L70/50K 0.86kg

	CODE
	341248W_
	341248L_
	341248G_
	341248M_
	341248Q_
	341248P_
	341248B_

incl. adjustable flaps

LIGHT COLOUR	LUMEN CRI	CODE
2700K	2x325 >90	3
3000K	2x345 >90	5
1800-2850K	2x310 >90	9